INDEPENDENT JAPAN AUCTION INSPECTION

INSPECT BEFORE YOU BID.

Independent pre-auction inspection report. Each check reads as Pass, Info, Minor, Major, or Not assessed where the item could not be checked; supporting media is referenced in the findings appendix.

Inspection Details

AUCTION	USS Osaka
LOT	80094
VEHICLE	2016 Porsche Panamera 5d
CHASSIS CODE	970CWA
COLOUR	White
ODOMETER	~127,000 km
INSPECTED	30 Oct 2026
REPORT ID	RPT-08302-20261030

14	5	1	4	0	77
PASSED	INFO	MINOR	MAJOR	NOT ASSESSED	PHOTOS

DISCLAIMER

This inspection is limited to visual and stationary operational checks only. The vehicle was not road tested, and no mechanical disassembly or diagnostic testing was performed. Findings reflect conditions visible and testable at the time of inspection only.

CONTENTS

REPORT CONTENTS

Checks are grouped by category, and each one shows its grade.

01	**Key Findings** ITEMS NEEDING ATTENTION	4 MAJOR · 1 MINOR	Page 3
02	**Mechanical Checks** STATIONARY OPERATIONAL CHECKS	8 PASSED · 1 INFO	Page 4
03	**Interior Inspection** CABIN CONDITION & TRIM	2 PASSED · 1 INFO · 2 MAJOR	Page 5
04	**Exterior Inspection** BODYWORK, PAINT & UNDERBODY	1 PASSED · 1 INFO · 1 MINOR · 2 MAJOR	Page 5
05	**Your Questions** CHECKS YOU ASKED FOR	3 PASSED · 2 INFO	Page 6
06	**Findings Appendix** PHOTOS LINKED TO SPECIFIC FINDINGS	9 FINDINGS	Page 6
07	**Other Photos** PHOTOS NOT SHOWN WITH A FINDING	3 SETS	Page 15
08	**Videos** FOOTAGE RECORDED ON THE DAY	6 CLIPS	Page 17

✓ PASS	ⓘ INFO	⚠ MINOR	⚠ MAJOR	– NOT ASSESSED
Checked, with nothing of concern found.	Informational observation. No action required.	Minor concern. Worth reviewing before bidding.	Significant concern. Review findings carefully.	Could not be assessed at inspection time.

AT A GLANCE

KEY FINDINGS

Items flagged Minor, Major, or Not assessed. Passed and informational checks are listed in full under Inspection Checks.

INSPECTION SUMMARY

A 2016 Porsche Panamera at 126,030 km with no mechanical faults found at this stationary inspection, but with clear signs of age and past bodywork. Paint readings on several side panels (up to 354 µm against about 120–165 µm for factory paint) point to a potential repair or respray, and the right front door shows paint unevenness. Inside, the roof lining has a large sag, and the driver's seat and steering wheel show heavy wear. Also note a few stone chips on the windscreen to repair before compliance, a torn underbody cover and a small chip on a rear wheel arch.

MAJOR	MINOR
Significant concerns	Worth reviewing
4	1

MAJOR 4 ITEMS

EXTERIOR INSPECTION

Is the windscreen free of chips or cracks?

A few pen-tip-sized stone chips are on the windscreen. Chips can spread into cracks and may affect a roadworthy inspection; have them repaired before compliance.

ON PAGE 5

EXTERIOR INSPECTION

Show all body damage

Paint readings above the factory range (about 120–165 µm) were found on several side panels: around a front wing and door seam (222–354 µm), the front doors (188–277 µm) and a rear door (309 µm), indicating a potential repair or respray. Also found: a small chip at the edge of a rear wheel arch, a mark on the rear quarter panel by the fuel filler flap, and a torn section of the underbody cover. SEE F-05

ON PAGE 5

INTERIOR INSPECTION

Are the seats free of damage?

The driver's seat shows sagging and medium-to-large scuffing on the cushion and side bolster, and the steering wheel rim shows heavy wear. SEE F-02

ON PAGE 5

INTERIOR INSPECTION

Is the roof lining free of stains or sagging?

The roof lining has a large sag above the front seats. A sagging lining does not fix itself; it will need re-covering after import. SEE F-03

ON PAGE 5

MINOR 1 ITEM

EXTERIOR INSPECTION

Is the paint free of fading or peeling?

No fading or peeling was found. The right front door has small-to-medium paint unevenness with some noticeable waviness. SEE F-06

ON PAGE 5

DETAILED FINDINGS

INSPECTION CHECKS

Every check, grouped by category, with its grade.

✓ PASS No concern found ⓘ INFO Informational ⚠ MINOR Minor concern ⚠ MAJOR Major concern

– NOT ASSESSED Not assessed F-01 Photos in the Findings Appendix

MECHANICAL CHECKS 9 ITEMS

8 PASSED 1 INFO

CHECK	FINDING	STATUS
Film Thickness	Paint thickness was measured across the body. The roof, bonnet, boot and most panels read about 120–165 µm, consistent with factory paint. Several side panels read well above that, from 188 µm up to 354 µm, indicating a potential repair or respray (see the body damage finding). SEE F-01	ⓘ INFO
Air conditioning	The air conditioning operated normally.	✓ PASS
Electronic stability control	No electronic stability control fault was found.	✓ PASS
Engine smoke	No engine smoke was observed at start-up or idle.	✓ PASS
Power steering	The power steering operated normally.	✓ PASS
Power windows	All power windows operated normally.	✓ PASS
Rust	No rust was observed.	✓ PASS
Transmission / Clutch	No transmission fault was found; gear selection was normal.	✓ PASS
Warning lights	No warning lights stayed on with the engine running.	✓ PASS

INTERIOR INSPECTION 5 ITEMS

2 PASSED 1 INFO 2 MAJOR

CHECK / QUESTION	FINDING	STATUS
Are the seats free of damage?	The driver's seat shows sagging and medium-to-large scuffing on the cushion and side bolster, and the steering wheel rim shows heavy wear. SEE F-02	MAJOR
Is the roof lining free of stains or sagging?	The roof lining has a large sag above the front seats. A sagging lining does not fix itself; it will need re-covering after import. SEE F-03	MAJOR
Photograph the interior in detail	The interior was photographed in detail. Apart from the roof lining and the driver's seat and steering wheel wear graded separately, it is in fair condition for 126,030 km. SEE F-04	INFO
Are the door trims and panels free of scratches?	The door trims and interior panels show no scratches or damage.	PASS
Is the interior free of smoke or pet smell?	The cabin is free of smoke and pet smell.	PASS

EXTERIOR INSPECTION 5 ITEMS

1 PASSED 1 INFO 1 MINOR 2 MAJOR

CHECK / QUESTION	FINDING	STATUS
Is the windscreen free of chips or cracks?	A few pen-tip-sized stone chips are on the windscreen. Chips can spread into cracks and may affect a roadworthy inspection; have them repaired before compliance.	MAJOR
Show all body damage	Paint readings above the factory range (about 120–165 µm) were found on several side panels: around a front wing and door seam (222–354 µm), the front doors (188–277 µm) and a rear door (309 µm), indicating a potential repair or respray. Also found: a small chip at the edge of a rear wheel arch, a mark on the rear quarter panel by the fuel filler flap, and a torn section of the underbody cover. SEE F-05	MAJOR
Is the paint free of fading or peeling?	No fading or peeling was found. The right front door has small-to-medium paint unevenness with some noticeable waviness. SEE F-06	MINOR
Photograph each tyre's tread	All four tyres were photographed and have usable tread. The tread patterns differ, so the car is on a mix of tyre models. SEE F-07	INFO
Is the original suspension fitted?	The original suspension is fitted.	PASS

YOUR QUESTIONS 5 ITEMS

3 PASSED 2 INFO

CHECK / QUESTION	FINDING	STATUS
Photograph the open oil cap	The photograph shows the removed oil filler cap and its underside. SEE F-08	INFO
Take close-up photos of the engine bay	The engine bay was photographed in close-up. No leaks or damage are visible. SEE F-09	INFO
Does the engine idle without knocking?	The engine idles smoothly, with no knocking or abnormal noise.	PASS
Is the engine free of oil leaks or seepage?	No oil leaks or seepage were found from the engine.	PASS
Is the exhaust free of blue or black smoke?	No blue or black smoke was seen from the exhaust.	PASS

SUPPORTING MEDIA

FINDINGS APPENDIX

Photos for each finding. The F number matches the See F link in the checks.

F-01 Film Thickness

INFO

Paint thickness was measured across the body. The roof, bonnet, boot and most panels read about 120–165 µm, consistent with factory paint. Several side panels read well above that, from 188 µm up to 354 µm, indicating a potential repair or respray (see the body damage finding).



1 / 29



2 / 29



3 / 29

F-01 **Film Thickness (continued)** INFO



4 / 29



5 / 29



6 / 29



7 / 29



8 / 29



9 / 29



10 / 29



11 / 29



12 / 29



13 / 29



14 / 29



15 / 29

F-01 **Film Thickness (continued)** INFO



16 / 29



17 / 29



18 / 29



19 / 29



20 / 29



21 / 29



22 / 29



23 / 29



24 / 29

F-01 **Film Thickness (continued)** INFO



25 / 29



26 / 29



27 / 29



28 / 29



29 / 29

F-02 **Are the seats free of damage?** MAJOR

The driver's seat shows sagging and medium-to-large scuffing on the cushion and side bolster, and the steering wheel rim shows heavy wear.



1 / 4



2 / 4



3 / 4

F-02 **Are the seats free of damage? (continued)** MAJOR



4 / 4

F-03 **Is the roof lining free of stains or sagging?** MAJOR

The roof lining has a large sag above the front seats. A sagging lining does not fix itself; it will need re-covering after import.



1 / 2



2 / 2

F-04 **Photograph the interior in detail** INFO

The interior was photographed in detail. Apart from the roof lining and the driver's seat and steering wheel wear graded separately, it is in fair condition for 126,030 km.



1 / 14



2 / 14



3 / 14

F-04 **Photograph the interior in detail (continued)** INFO



4 / 14



5 / 14



6 / 14



7 / 14



8 / 14



9 / 14



10 / 14



11 / 14



12 / 14



13 / 14



14 / 14

F-05 **Show all body damage** MAJOR

Paint readings above the factory range (about 120–165 µm) were found on several side panels: around a front wing and door seam (222–354 µm), the front doors (188–277 µm) and a rear door (309 µm), indicating a potential repair or respray. Also found: a small chip at the edge of a rear wheel arch, a mark on the rear quarter panel by the fuel filler flap, and a torn section of the underbody cover.



1 / 7



2 / 7



3 / 7



4 / 7



5 / 7



6 / 7



7 / 7

F-06 **Is the paint free of fading or peeling?** MINOR

No fading or peeling was found. The right front door has small-to-medium paint unevenness with some noticeable waviness.



1 / 4



2 / 4



3 / 4



4 / 4

F-07 **Photograph each tyre's tread** INFO

All four tyres were photographed and have usable tread. The tread patterns differ, so the car is on a mix of tyre models.



1 / 4



2 / 4



3 / 4

F-07 **Photograph each tyre's tread (continued)** INFO



4 / 4

F-08 **Photograph the open oil cap** INFO

The photograph shows the removed oil filler cap and its underside.



1 / 1

F-09 **Take close-up photos of the engine bay** INFO

The engine bay was photographed in close-up. No leaks or damage are visible.



1 / 3



2 / 3



3 / 3

GENERAL MEDIA

OTHER PHOTOS

Photos supporting a finding are shown with that finding. The rest are grouped here by category.

G-10 **Exterior**

PHOTO SET · 9



1 / 9



2 / 9



3 / 9



4 / 9



5 / 9



6 / 9



7 / 9



8 / 9



9 / 9

G-11 Underbody

PHOTO SET · 5


1 / 5


2 / 5


3 / 5


4 / 5


5 / 5

G-12 Tyres & Wheels

PHOTO SET · 4


1 / 4


2 / 4


3 / 4


4 / 4

MOVING FOOTAGE

INSPECTION VIDEOS

Recorded during the inspection. Open each one to watch it in your browser.

Interior video 1	WATCH ONLINE
Interior video 2	WATCH ONLINE
Interior video 3	WATCH ONLINE
Exterior video 1	WATCH ONLINE
Exterior video 2	WATCH ONLINE
Engine Bay video	WATCH ONLINE